

Reichmuth Global Leaders - S

Factsheet - April 2026

Performance (CHF, net of fees)

Last month	5.8%
Year to date	3.5%
Last 3 years p.a.	-
Last 5 years p.a.	-
Since inception (March 2026)	3.5%

Basic data (net of fees)

Annualized volatility (5 years, see risk & reward profile)	-
Sharpe ratio (5 years)	-
Largest monthly drawdown	-2.2%
Positive months in %	50.0%
Dividend yield - Equities	1.3%
Price-earnings-ratio	21.1

Indexed performance (net of fees)



Fund description / Investment strategy

Reichmuth Global Leaders is an actively managed equity fund that invests in shares of globally active companies in leading market positions. The selection process is based primarily on qualitative criteria, in particular the company's profitability, pricing power and the scope for action provided by its global presence and broad customer base. The fund actively invests in 40-60 stocks worldwide. The aim is to create a diversified portfolio of quality stocks with long-term value growth potential.

Monthly performance - in CHF (net of fees)

	Jan	Feb	Mar	Apr	May	Jun	Jul	Aug	Sep	Oct	Nov	Dec	YTD
2026			-2.2%	5.8%									3.5%

Fund details

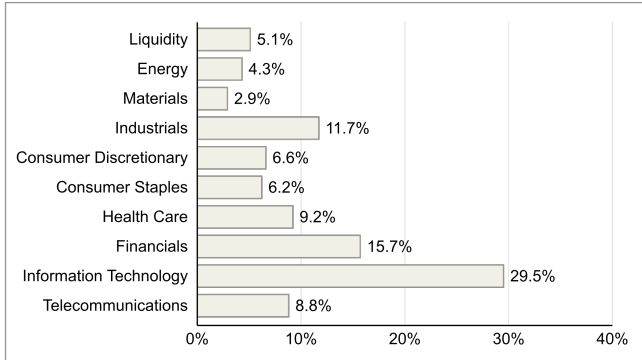
ISIN	CH1509083072
Net assets	CHF 334 mn
NAV per share in CHF	103.55
Currency	CHF
Subscription / Redemption	weekly
Min. investment	-
Inception	March 2026
Management fee p.a.	0.50%
TER (31.12.2025) p.a.	0.90%

Fund domicile	Switzerland
Investors	Swiss Vested benefits, collective and pension foundations
Investment universe	Equities World
Investment manager	Reichmuth & Co, Lucerne
Custodian	Reichmuth & Co, Lucerne
Administrator	Swisscanto Fondsleitung AG, Zurich
Fund mgmt	Reichmuth & Co Investment Management AG, Lucerne
Auditor	PricewaterhouseCoopers AG, Lucerne
Price publications	Bloomberg, FuW, NLZ, NZZ, SIX, Swissfunddata
Contact	investmentmanagement@reichmuthco.ch

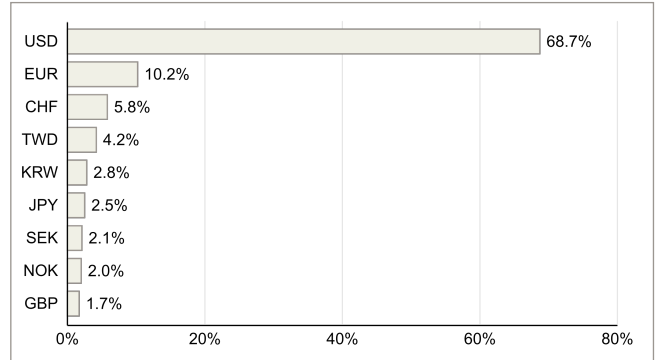


REICHMUTH & CO

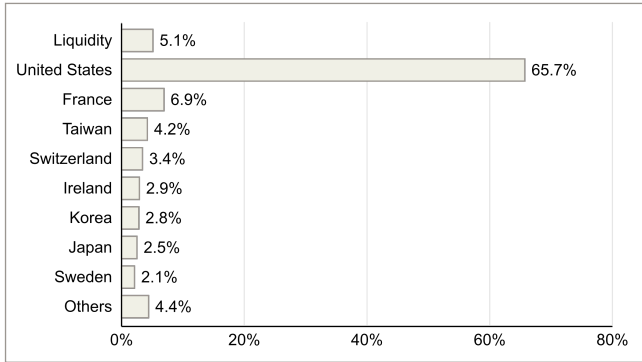
Allocation by sectors



Currency allocation




Allocation by countries



Largest positions

Alphabet	5.8%
Apple	5.2%
NVIDIA	5.2%
Microsoft	4.5%
Taiwan Semiconductor Manufacturing	4.2%
Visa	3.7%
Linde	2.9%
Samsung	2.8%
Caterpillar Inc	2.8%
Roche	2.7%
Total	39.8%

Risk & reward profile



Disclaimer

This publication is an advertisement for a financial service and/or financial products. The information and views provided in this publication are for information purposes only. They do not constitute an offer or a solicitation to buy or sell products, nor a recommendation to engage in other transactions or to conclude any legal transaction. It is expressly stated that no advice is given in this publication. The information is also not intended as an aid to making decisions about legal, tax, economic or other questions. Before making a decision based on the information on our website, please consult a qualified specialist at R&Co. Investments are subject to risks, including the potential loss of the invested capital. The price, value and returns of investments are subject to fluctuations, i.e. they can fall as well as rise. Investments in foreign currencies are subject to additional currency risk, i.e. the performance of such investments depends on the volatility of the foreign currency. The risks are described in detail in the current product documents, which must be read carefully before investing in products. Neither R&Co nor its contractual partners accept liability for any losses. Positive performance in the past is no guarantee of positive performance in the future. This means that there is no guarantee that the value of the fund units held will equal the originally invested capital when withdrawn. This publication is not the result of an individual financial analysis, and the information does not take into account either the specific or future investment objectives, nor the fiscal or financial situation or individual requirements of the particular recipient. It does not replace expert advice needed prior to making any investment decision, particularly in respect of all the associated risks. The information in this document is provided without any guarantee or commitment whatsoever and is made available to the recipient solely for his or her personal use. Reichmuth & Co Investment Management AG accepts no responsibility and provides no guarantee that the information in this publication is error-free. The sales prospectus with integrated fund agreement, the basic information sheet as well as the annual and semiannual reports are available free of charge at Reichmuth & Co Investment Management AG, Rütligasse 1, 6003 Lucerne as well as on www.swissfunddata.ch.

