

# Reichmuth Himalaja USD - P

## Factsheet - April 2025

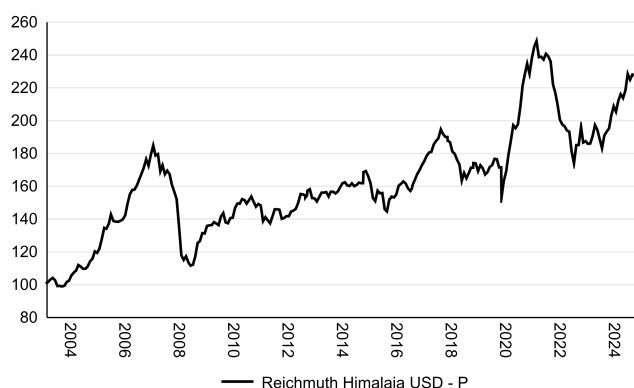
### Performance (USD, net of fees)

Last month	-1.5%
Year to date	-3.9%
Last 3 years p.a.	2.9%
Last 5 years p.a.	6.0%
Since inception (January 2004) p.a.	3.7%

### Basic data (net of fees)

Annualized volatility (5 years, see risk & reward profile)	11.0%
Sharpe ratio (5 years)	0.4
Largest monthly drawdown	-13.4%
Positive months in %	57.6%

### Indexed performance (net of fees)



### Fund description / Investment strategy

Reichmuth Himalaja invests in the emerging markets with a focus on the Asian equity markets. The investment objective of the fund is to invest in attractive investment opportunities in emerging markets with selected specialists. Reichmuth Himalaja primarily holds actively managed funds from experienced investment boutiques, which should generate attractive returns over the market cycle thanks to their expertise and local presence. The portfolio is concentrated in around 10-15 funds. By diversifying across different investment styles, we aim to achieve a higher risk-adjusted return than the market.

### Monthly performance - in USD (net of fees)

	Jan	Feb	Mar	Apr	May	Jun	Jul	Aug	Sep	Oct	Nov	Dec	YTD
2025	-0.3%	-1.6%	-0.5%	-1.5%									-3.9%
2024	1.0%	4.0%	2.8%	-1.6%	3.3%	1.8%	-1.1%	2.2%	4.6%	-1.5%	1.4%	-0.2%	17.8%
2023	6.0%	-4.8%	0.4%	-0.8%	0.1%	2.4%	3.6%	-1.5%	-2.9%	-3.0%	4.3%	1.2%	4.4%
2022	-6.0%	-2.1%	-3.4%	-4.4%	-1.5%	-0.6%	-1.3%	-0.4%	-6.3%	-4.1%	6.5%	0.0%	-21.6%
2021	3.3%	2.6%	-2.6%	4.1%	3.0%	1.4%	-3.9%	0.1%	-0.7%	1.5%	-0.6%	-1.4%	6.6%
2020	-0.1%	-2.8%	-10.8%	6.7%	3.5%	6.1%	4.8%	5.0%	-0.9%	1.2%	5.1%	6.5%	25.4%

### Fund details

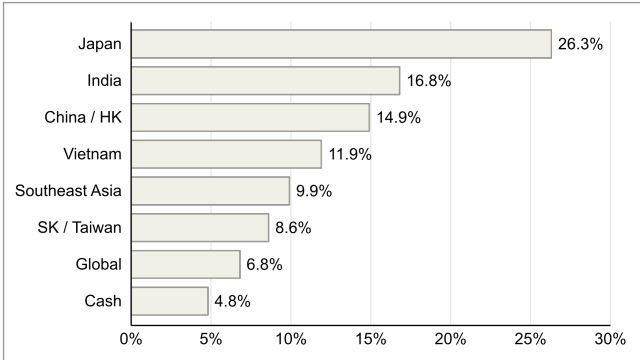
ISIN	CH0017403467
Net assets	USD 138 mn
NAV per share in USD	2 031.70
Assets USD-class	USD 60 Mio.
Currency	USD
Subscription	monthly
Redemption	quarterly
Min. investment	USD 100 000
Inception	January 2004
Management fee p.a.	1.00%

Fund domicile	Switzerland
Investors	Open for all investors
Investment universe	Funds, with focus Asia
Investment manager	Reichmuth & Co Investment Mgmt AG, Lucerne
Custodian	Reichmuth & Co, Lucerne
Administrator	Swisscanto Fondsleitung AG, Zurich
Fund mgmt	Reichmuth & Co Investment Mgmt AG, Lucerne
Auditor	PricewaterhouseCoopers AG, Lucerne
Price publications	Bloomberg, FuW, NLZ, NZZ, SIX, Swissfunddata
Contact	investmentmanagement@reichmuthco.ch

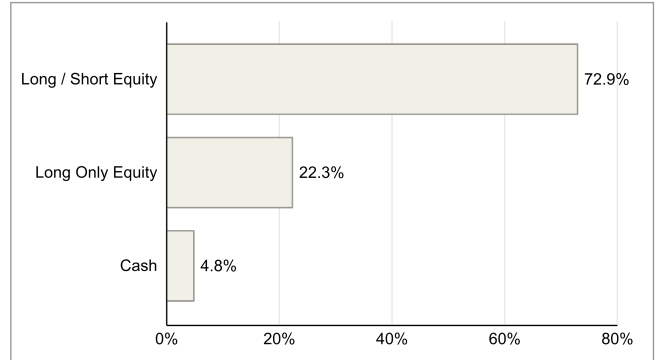


# REICHMUTH & CO

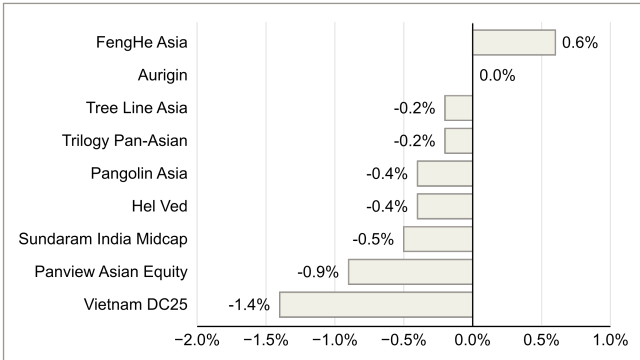
## Allocation by geography




## Allocation by style



## Biggest performance drivers YTD



## Risk & reward profile



## Largest positions

Panview Asian Equity	15.4%
FengHe Asia	15.3%
Trilogy Pan-Asian	14.3%
Vietnam DC25	11.9%
Tree Line Asia	11.5%
Hel Ved	8.4%
Aurigin	7.9%
Pangolin Asia	6.1%
Sundaram India Midcap	4.3%
<b>Total</b>	<b>95.1%</b>

## Disclaimer

This publication is an advertisement for a financial service and/or financial products. The information and views provided in this publication are for information purposes only. They do not constitute an offer or a solicitation to buy or sell products, nor a recommendation to engage in other transactions or to conclude any legal transaction. It is expressly stated that no advice is given in this publication. The information is also not intended as an aid to making decisions about legal, tax, economic or other questions. Before making a decision based on the information on our website, please consult a qualified specialist at R&Co. Investments are subject to risks, including the potential loss of the invested capital. The price, value and returns of investments are subject to fluctuations, i.e. they can fall as well as rise. Investments in foreign currencies are subject to additional currency risk, i.e. the performance of such investments depends on the volatility of the foreign currency. The risks are described in detail in the current product documents, which must be read carefully before investing in products. Neither R&Co nor its contractual partners accept liability for any losses. Positive performance in the past is no guarantee of positive performance in the future. This means that there is no guarantee that the value of the fund units held will equal the originally invested capital when withdrawn. This publication is not the result of an individual financial analysis, and the information does not take into account either the specific or future investment objectives, nor the fiscal or financial situation or individual requirements of the particular recipient. It does not replace expert advice needed prior to making any investment decision, particularly in respect of all the associated risks. The information in this document is provided without any guarantee or commitment whatsoever and is made available to the recipient solely for his or her personal use. Reichmuth & Co Investment Management AG accepts no responsibility and provides no guarantee that the information in this publication is error-free. The sales prospectus with integrated fund agreement, the basic information sheet as well as the annual and semiannual reports are available free of charge at Reichmuth & Co Investment Management AG, Rütligasse 1, 6003 Lucerne as well as on [www.swissfunddata.ch](http://www.swissfunddata.ch).

