

Reichmuth Pilatus - P

Factsheet - March 2024

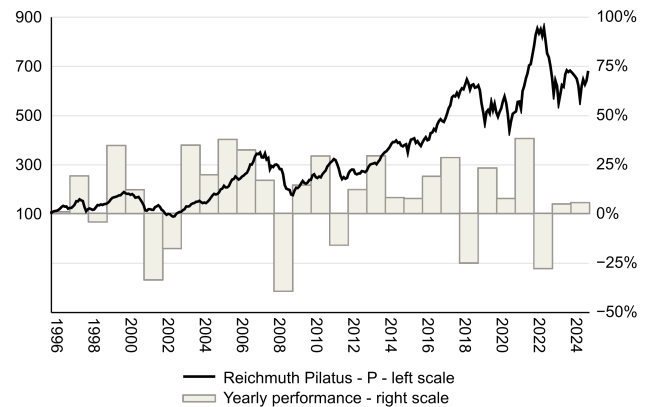
Performance (CHF, net of fees)

Last month	6.3%
Year to date	5.5%
Last 3 years p.a.	-1.1%
Last 5 years p.a.	6.1%
Since inception (December 1996) p.a.	7.2%

Basic data (net of fees)

Annualized volatility (5 years, see risk & reward profile)	20.0%
Sharpe ratio (5 years)	0.3
Largest monthly drawdown	-17.3%
Positive months in %	62.5%
Dividend yield - Equities	2.1%
Price-earnings-ratio	21.9

Indexed performance (net of fees)



Fund description / Investment strategy

Reichmuth Pilatus is an actively managed equity fund that invests predominantly in Swiss small caps with a market capitalization of less than CHF 5 billion. The fund has a long-term, value-oriented investment style and invests independently of benchmarks in around 30-40 selected companies. The quality-oriented selection process focuses on companies with first-class products and a strong market position, led by a good management team and often dominated by a strong shareholder group that serves as an 'anchor' and takes a long-term view. The portfolio is supplemented opportunistically with companies that are undergoing a major transformation and where promising measures have been initiated.

Monthly performance - in CHF (net of fees)

	Jan	Feb	Mar	Apr	May	Jun	Jul	Aug	Sep	Oct	Nov	Dec	YTD
2024	-3.1%	2.4%	6.3%										5.5%
2023	8.1%	2.5%	-1.0%	0.8%	-1.0%	-1.1%	-1.3%	-1.5%	-4.1%	-9.6%	9.8%	4.6%	4.7%
2022	-6.1%	-6.3%	-2.0%	-4.8%	-7.0%	-10.4%	9.7%	-3.5%	-11.4%	6.7%	6.4%	-1.0%	-28.0%
2021	5.0%	3.0%	5.0%	0.7%	5.3%	4.8%	6.0%	3.0%	-2.2%	1.9%	-3.1%	3.7%	38.1%
2020	-4.6%	-8.2%	-13.4%	8.8%	6.2%	1.1%	0.9%	7.6%	0.2%	-5.2%	13.6%	3.6%	7.6%
2019	9.6%	1.5%	-2.6%	8.9%	-5.8%	4.8%	-6.4%	-3.5%	3.9%	3.0%	5.3%	3.6%	23.0%

Fund details

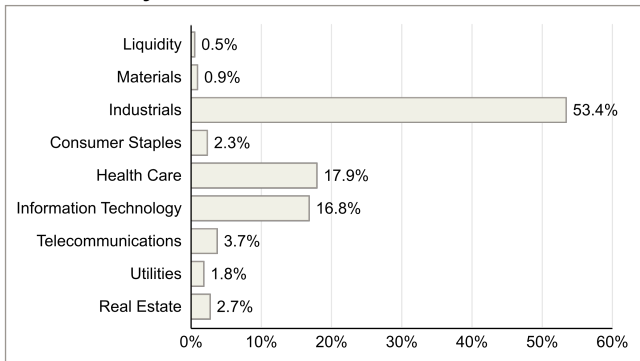
ISIN	CH0013728990
Net assets	CHF 242 mio.
NAV per share in CHF	596.55
Distribution (2024)	CHF 5.20
Currency	CHF
Subscription / Redemption	weekly
Min. investment	CHF 100 000
Inception	December 1996
Management fee p.a.	0.50%
Performance fee	10% with High Watermark
TER (31.12.2023) p.a.	0.91%

Fund domicile	Switzerland
Investors	Open for all investors
Investment universe	SPI Extra
Investment manager	Reichmuth & Co, Lucerne
Custodian	Reichmuth & Co, Lucerne
Administrator	Swisscanto Fondsleitung AG, Zurich
Fund mgmt	Reichmuth & Co Investment Management AG, Lucerne
Auditor	PricewaterhouseCoopers AG, Lucerne
Price publications	Bloomberg, FuW, NLZ, NZZ, SIX, Swissfunddata
Contact	investmentmanagement@reichmuthco.ch

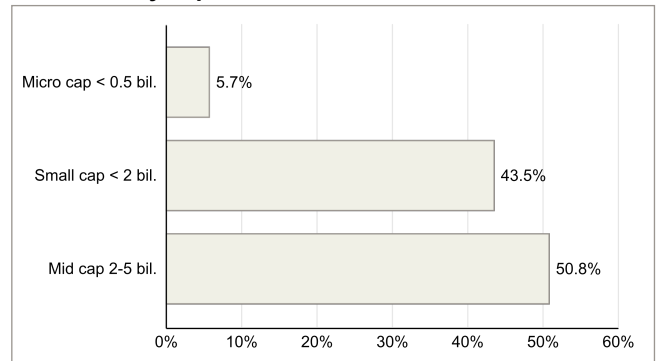


REICHMUTH & CO

Allocation by sectors



Allocation by capitalization




Valuation figures

Dividend yield	2.1%
Price-earnings-ratio	21.9
Price-book-ratio	4.6
Price-sales-ratio	2.8
EV/EBITDA	15.5

Largest positions

Bossard	4.3%
Interroll	4.3%
Comet	4.3%
SFS Group	4.2%
Komax	4.0%
Zehnder	3.9%
Kardex	3.9%
Tecan Group	3.9%
Daetwyler	3.8%
TX Group	3.7%
Total	40.3%

Risk & reward profile



Disclaimer

This publication is an advertisement for a financial service and/or financial products. The information and views provided in this publication are for information purposes only. They do not constitute an offer or a solicitation to buy or sell products, nor a recommendation to engage in other transactions or to conclude any legal transaction. It is expressly stated that no advice is given in this publication. The information is also not intended as an aid to making decisions about legal, tax, economic or other questions. Before making a decision based on the information on our website, please consult a qualified specialist at R&Co. Investments are subject to risks, including the potential loss of the invested capital. The price, value and returns of investments are subject to fluctuations, i.e. they can fall as well as rise. Investments in foreign currencies are subject to additional currency risk, i.e. the performance of such investments depends on the volatility of the foreign currency. The risks are described in detail in the current product documents, which must be read carefully before investing in products. Neither R&Co nor its contractual partners accept liability for any losses. Positive performance in the past is no guarantee of positive performance in the future. This means that there is no guarantee that the value of the fund units held will equal the originally invested capital when withdrawn. This publication is not the result of an individual financial analysis, and the information does not take into account either the specific or future investment objectives, nor the fiscal or financial situation or individual requirements of the particular recipient. It does not replace expert advice needed prior to making any investment decision, particularly in respect of all the associated risks. The information in this document is provided without any guarantee or commitment whatsoever and is made available to the recipient solely for his or her personal use. Reichmuth & Co Investment Management AG accepts no responsibility and provides no guarantee that the information in this publication is error-free. The sales prospectus with integrated fund agreement, the basic information sheet as well as the annual and semiannual reports are available free of charge at Reichmuth & Co Investment Management AG, Rütligasse 1, 6003 Lucerne as well as on www.swissfunddata.ch.

